



# THE SHIRE CELLAR

*A cellar that looks much cooler...*









**The Shire Cellar**  
is delivered as a complete  
product, including:

- 24 m of shelves,
- three wine racks,
- LED lighting.





## What is it made of?

The Shire Cellar is made of the same material yachts are built from, therefore it guarantees full water resistancy and many decades of durability. The shelves are made of special marine plywood.







*Safety always comes first.*

*Every surface inside The Shire Cellar is certified for food contact.  
The stairs are finished with anti-slippery material.*





# DIMENSIONS

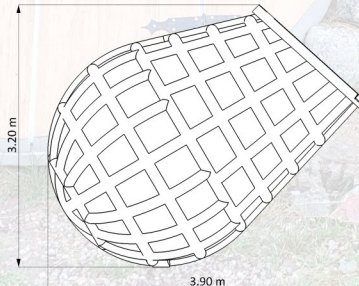
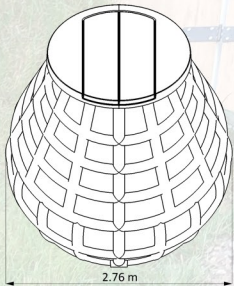
Dimensions (inside): 370 / 270 / 300 cm

Total length of shelves: ~25 m

Volume: 12 m<sup>3</sup>

Weight: 720 kg

Recommended soil layer above ceiling: 80-120 cm.







## Temperature

*Boiling hot or biting frost outside?*

*The Shire Cellar keeps the temperature between 3 and 11 °C all year round!*

*Your produce, wine or cheese are stored in the best conditions without electricity bills.*



## *Transportation and installation costs*

*Transportation is included in  
the price of the cellar.*

*The cost of installation is  
based on many factors such as  
soil type, ground water level,  
site accessibility etc.,  
therefore it is difficult to asses  
it without specific information  
from the investor.*







## FAQ

### ***Is The Shire Cellar safe and healthy?***

*All the surfaces in the cellar are certified for food contact. The construction has been designed to bear pressures of 3t /m2. This means the covering soil, snow and additional load on top of that. The hill can be used as a playground.*

### ***Can The Shire Cellar be moved once it is installed?***

*The Shire Cellar is not fixed to the ground by means of foundations, therefore it can be moved to a different location. We will assist you either with the moving service or with all necessary information on how to do it properly. When you move, The Shire Cellar goes with you!*



## FAQ

### **What if the weather is freezing cold?**


The frost line in continental Europe varies between 30-120 cm depending on location. Therefore, covering the cellar with 100-150 cm of soil guarantees that the temperature inside The Shire Cellar never drops below 0°C.

### **Can The Shire Cellar be installed in any type of soil?**

Yes. The structure of the cellar is water-proof and self supporting (no need for additional foundations). It can be placed in any type of soil. If the level of ground waters is high an anchoring and/or drainage is required.









## THE SHIRE CELLAR

is a registered trademark  
and product of:

The Shire Cellar Sp. z o.o. (Ltd.)  
ul. Bierzycka 10, 51-179 Wrocław  
Poland  
tel. +48 511 290 117  
[www.theshirecellar.com](http://www.theshirecellar.com)

